

Storage

Generic

Cupboards

Shelving units


Lockers

1 DESIGNER ONE PIECE LOCKERS

D x H cm : 50 x 180. One piece sheet steel shells in a light grey epoxy finish. Locks on each door. Designer doors in blue (BU) or light grey (GD). Multiple perforations. All doors come complete with label holders. Available in 3 versions : clean use industrial lockers, dirty use industrial lockers or multi-compartment lockers. See option : ①.



Dirty use



4 compartments

Clean use

6 compartments

• Clean use industrial lockers
Interior fittings : coat rail, upper storage shelf.

	2 doors, width 61 cm	
	VP2C BU or GD	£ 190
	3 doors, width 90 cm	
	VP3C BU or GD	£ 260

• Dirty use industrial lockers
Interior fittings : coat rail, central partition, upper and lower storage shelves.

	2 doors, width 80 cm	
	VS2C BU or GD	£ 240
	3 doors, width 118.5 cm	
	VS3C BU or GD	£ 340

• Clean use industrial multi-compartment one piece lockers
Usable dimensions of each compartment : W x D x H cm : 22 x 47 x 76.5.

4 compartments : W x D x H cm : 61 x 50 x 180.
• 4 doors in blue (4B) or light grey (4G).
• 2 doors in blue + 2 doors in light grey (2B2G).


4 compartments	VP4C + colour	£ 295
----------------	---------------	-------

6 compartments : W x D x H cm : 90 x 50 x 180.

• 6 doors in blue (6B) or light grey (6G).
• 3 doors in blue + 3 doors in light grey (3B3G).
• 2 doors in blue + 4 doors in light grey (2B4G).
• 2 doors in light grey + 4 doors in blue (4B2G).

6 compartments	VP6C + colour	£ 425
----------------	---------------	-------

2 DOOR COLOURS



Option

① Hasp attachment for padlock
Attaches to the door lock housing. Padlock not supplied.

VPCL	£ 8
------	-----


2 SELF ASSEMBLY LOCKERS

D x H cm : 50 x 180. Quick and easy to assemble, no nuts and bolts required. Made from sheet steel in a light grey finish. Upper and lower vents for air circulation. Hasp attachment for padlock. Available in 2 versions : clean use industrial lockers or dirty use industrial lockers. 2 door colours to choose from : light grey (GR) or blue (BU). Adhesive label holder. See option : ①.



Dirty use, doors in light grey (GR)

2 DOOR COLOURS



• Clean use industrial lockers
Width 30 cm. Interior fittings : shelf, coat rail and coat hooks.

	Starter unit	
	iPA + colour	£ 85
	Add-on unit	
	iPB + colour	£ 75

• Dirty use industrial lockers
Width 40 cm. Interior fittings : shelf, coat rail and coat hooks. Central partition.

	Starter unit	
	iSA + colour	£ 99
	Add-on unit	
	iSB + colour	£ 89

Option



① Bench unit
W x D x H cm : 120 x 80 x 37.
Designed to be used as a base for 3 dirty use industrial lockers or 4 clean use industrial lockers. Metal construction in a light grey finish. The seat comprises two slats in varnished spruce.

KO VSC	£ 108
--------	-------

3 STANDARD ONE PIECE LOCKERS

D x H cm : 50 x 180. One piece sheet steel shells in a light grey epoxy finish. Locks on each door. Standard doors in light grey (GR). Upper and lower vents for air circulation. Available in 2 versions : clean use or dirty use. See options : ② ③.



Standard doors in light grey

• Clean use industrial lockers
Interior fittings : coat rail, upper storage shelf.

	2 doors, width 59 cm	
	VMP2GR	£ 165
	3 doors, width 90 cm	
	VMP3GR	£ 220

• Dirty use industrial lockers
Interior fittings : coat rail, central partition, upper storage shelf.

	2 doors, width 80 cm	
	VMS2GR	£ 215
	3 doors, width 120 cm	
	VMS3GR	£ 305

Options

	② Raised feet For raising lockers off the floor. Sold in sets of 4.	
	VMKP	£ 28
	③ Hasp Attaches to the door lock housing.	
	VML0Q	£ 6

4 OFFICE LOCKER



3 COLOURS



W x D x H cm :
40 x 50 x 198.
One piece sheet steel construction. Interior fittings : coat rail, shelf. Rear air vents (not visible from the front).

VB198 + col.	£ 175
--------------	-------

5 OPEN-FRONTED LOCKER ASSEMBLY AND MULTI-COMPARTMENT LOCKER UNITS



① Open-fronted locker assembly

W x D x H cm :
148 x 50 x 180.
Comprising a pair of one piece locker units of tower design in light grey, each fitted with five separate lockers (usable dimensions : W x D x H cm : 30 x 47.6 x 36.4) with rear air vents. Doors open to a full 180°. Lockers can be locked and labelled individually. Upper storage shelf with coat rail attached. Supplied flat-packed - quick and easy to assemble.

V10CP	£ 480
-------	-------

② Multi-compartment locker unit

W x D x H cm :
36 x 50 x 180.
One piece locker unit of tower design comprising five separate lockers. For dimensions and technical specifications, see locker assembly opposite. Light grey finish.

VSC	£ 210
-----	-------

6 COAT RAIL UNIT



W x H cm : 146 x 160.
Easy to assemble and dismantle. Made from chrome plated tubular steel, Ø 3 cm. Fitted with four swivel castors. See option : ②.

PMCF	£ 95
------	------

Option



② Coat hangers
Set of 4 polypropylene hangers. Available in black (NR).

CIN + col.	£ 22
------------	------